

Plasterboard fi xing GK

The rapid-assembly fi xing for sandwich-type plaster board.

OVERVIEW



Plasterboard fixing GK




Plasterboard screw



Installation tool GWK

Suitable for:

- Gypsum plasterboard.



For fi xing of:


- Pictures
- Lamps
- Skirting
- Electric switches
- Key boxes
- Shelves for spices

DESCRIPTION

- The GK fi xing, supplied with its setting tool, is screwed into plasterboard mechanical interlock.
- Suitable for single- and double-skinned plasterboard walls, and plasterboard with insulation on the back.

Advantages/benefits

- Sharp, self-tapping thread enables safe fi xing with mechanical interlock.
- Quick and easy installation with a battery-operated/electric screwdriver reduces installation work.
- Setting tool is included with every packet.
- No preliminary drilling necessary for board thicknesses up to 15 mm.



- Short fi xing length means little space required in and behind the board.
- GK can be screwed in and out like a screw due to cross-drive recess in the head of the fixing.

Cavity fixings

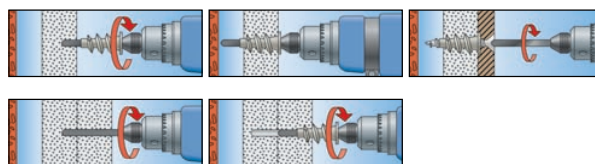
INSTALLATION

Type of installation

- Pre-positioned installation

Installation tips

- Not suitable for gypsum fi breboard and tiled plasterboard.
- Adapted for wood, self-tapping and chipboard screws of 4.0 to 5.0 mm diameter.
- Drill a hole fi rst by using the setting tool for board thicknesses greater than 15 mm.



- Setting tool is also suitable for screwing in the screws.
- Restrict the torque if using electric screwdrivers.

TECHNICAL DATA



Plasterboard fixing GK

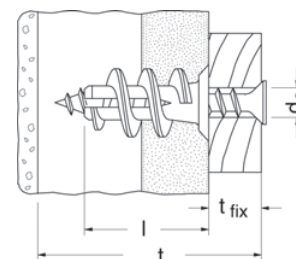


Installation tool GWK

Type	Art.-No.	anchor length min. thickness to fi rst supporting layer		max. usable length	screw qty. per box	
		l [mm]	t [mm]		t _{fix} [mm]	d _s x l _s [mm]
GK	1) 052389	22	25	-	4,0 - 5,0	100
GKS	2) 052390	22	25	13	4,5 x 3,5	50
GKW	052393	-1	-	-	-	0

1) Min. screw length = length of plug 22 mm + thickness of building component.

2) Supplied with plasterboard screw.



LOADS

Recommended loads in N_{rec} [kN].

Plasterboard fi xing	GK / GKS
Plasterboard 9,5 mm	0.07
Plasterboard 12,5 mm	0.08
Plasterboard ≥ 2 x 12,5 mm	0.11

FIXING PRINCIPLES

In detail: The general principles for installation, the correct drilling procedure and much more on page 26.